

Set Code:	SIG988A
Set Barcode:	
Description:	SIG C/R SZ6 FEM,TIB IMP
Case Report ID:	

Primary Tray

	Product #	Product Desc.	QTY	UDI-DI	UDI Barcode
1	158116020	SIGMA CRVD GVF INS 6 20MM	1	10603295063742	 (01)10603295063742
2	158106115	SIGMA PLI XLK INS 6 15MM	1	10603295062936	 (01)10603295062936
3	158106015	SIGMA PLI GVF INS 6 15MM	1	10603295062875	 (01)10603295062875
4	960036	PFC*SIGMA C/R POR FEM RT SZ 6	1	10603295232193	 (01)10603295232193
5	158106008	SIGMA PLI GVF INS 6 8MM	1	10603295062844	 (01)10603295062844
6	158116115	SIGMA CRVD XLK INS 6 15MM	1	10603295063780	 (01)10603295063780
7	960026	PFC*SIGMA C/R POR FEM LF SZ6	1	10603295232124	 (01)10603295232124
8	158116120	SIGMA CRVD XLK INS 6 20MM	1	10603295063803	 (01)10603295063803
9	158106110	SIGMA PLI XLK INS 6 10MM	1	10603295062912	 (01)10603295062912
10	158116017	SIGMA CRVD GVF INS 6 17.5MM	1	10603295063735	 (01)10603295063735
11	158116015	SIGMA CRVD GVF INS 6 15MM	1	10603295063728	 (01)10603295063728
12	158106017	SIGMA PLI GVF INS 6 17.5MM	1	10603295062882	 (01)10603295062882





Set Code:	SIG988A
Set Barcode:	
Description:	SIG C/R SZ6 FEM,TIB IMP
Case Report ID:	

 Primary Tray

	Product #	Product Desc.	QTY	UDI-DI	UDI Barcode
13	158106117	SIGMA PLI XLK INS 6 17.5MM	1	10603295062943	 (01)10603295062943
14	158116117	SIGMA CRVD XLK INS 6 17.5MM	1	10603295063797	 (01)10603295063797
15	158116010	SIGMA CRVD GVF INS 6 10MM	1	10603295063704	 (01)10603295063704
16	158106012	SIGMA PLI GVF INS 6 12.5MM	1	10603295062868	 (01)10603295062868
17	158106010	SIGMA PLI GVF INS 6 10MM	1	10603295062851	 (01)10603295062851
18	158106108	SIGMA PLI XLK INS 6 8MM	1	10603295062905	 (01)10603295062905
19	158116008	SIGMA CRVD GVF INS 6 8MM	1	10603295063698	 (01)10603295063698
20	158106120	SIGMA PLI XLK INS 6 20MM	1	10603295062950	 (01)10603295062950
21	158106020	SIGMA PLI GVF INS 6 20MM	1	10603295062899	 (01)10603295062899
22	960016	PFC*SIGMA C/R NPOR FEM RT SZ 6	1	10603295232056	 (01)10603295232056
23	158160000	SIG MOD TIB TRAY CEM COCR 6	1	10603295064923	 (01)10603295064923
24	158116012	SIGMA CRVD GVF INS 6 12.5MM	1	10603295063711	 (01)10603295063711
25	158116110	SIGMA CRVD XLK INS 6 10MM	1	10603295063766	 (01)10603295063766

Set Code:	SIG988A
Set Barcode:	
Description:	SIG C/R SZ6 FEM,TIB IMP
Case Report ID:	

 Primary Tray

	Product #	Product Desc.	QTY	UDI-DI	UDI Barcode
26	158116112	SIGMA CRVD XLK INS 6 12.5MM	1	10603295063773	 (01)10603295063773
27	960006	PFC*SIGMA C/R NPOR FEM LT SZ6	1	10603295231981	 (01)10603295231981
28	158106112	SIGMA PLI XLK INS 6 12.5MM	1	10603295062929	 (01)10603295062929
29	158116108	SIGMA CRVD XLK INS 6 8MM	1	10603295063759	 (01)10603295063759