

Set Code:	SIG601B
Set Barcode:	
Description:	C/S FEM/TIB/AUG/WDG SZ1.5 TRLS
Case Report ID:	

 Primary Tray

	Product #	Product Desc.	QTY	UDI-DI	UDI Barcode
1	861373	PFCMOD+TIBWDGTRL10MM STEPSZ1.5	1	10603295216223	 (01)10603295216223
2	961411	PFCSIG INS TRL STABL 10MMSZ1.5	1	10603295237884	 (01)10603295237884
3	961410	PFCSIG INS TRL STABL 8MM SZ1.5	1	10603295237853	 (01)10603295237853
4	980050	OFST TIB TRL W/STEM LM/RL S1.5	1	10603295251569	 (01)10603295251569
5	961412	PFCSIG INS TRL STAB12.5MMSZ1.5	1	10603295237914	 (01)10603295237914
6	966170	SP2 FEM REV A/P CUT GDE SZ1.5	1	10603295247111	 (01)10603295247111
7	962802	PFCSIGMA STAB+INS TRL15MM S1.5	1	10603295244516	 (01)10603295244516
8	962805	PFCSIGMA STAB+INSTRL22.5MMS1.5	1	10603295244561	 (01)10603295244561
9	961057	PFC*SIGMA TC3 FE BX TRL/SZ1.5	1	10603295234814	 (01)10603295234814
10	961505	PFC*SIGMA TC3TB IN TR/1.5/22.5	1	10603295239222	 (01)10603295239222
11	861374	PFCMOD+TIBWDGTRL15MM STEPSZ1.5	1	10603295216230	 (01)10603295216230
12	961500	PFC*SIGMA TC3TB IN TR/1.5/10MM	1	10603295239178	 (01)10603295239178

Set Code:	SIG601B
Set Barcode:	
Description:	C/S FEM/TIB/AUG/WDG SZ1.5 TRLS
Case Report ID:	

 Primary Tray

	Product #	Product Desc.	QTY	UDI-DI	UDI Barcode
13	966375	SP*2MOD TB DR BU NCE/1.5-3,13M	1	10603295248187	 (01)10603295248187
14	966250	SP*2 FEM NOTCH GUIDE SZ 1.5	1	10603295247494	 (01)10603295247494
15	962803	PFCSIGMA STAB+INSTRL17.5MMS1.5	1	10603295244547	 (01)10603295244547
16	861372	PFCMOD+TIBWDGTRL20DEGHEMISZ1.5	1	10603295216216	 (01)10603295216216
17	961501	PFC*SIGMA TC3TB IN TR/1.5/12.5	1	10603295239185	 (01)10603295239185
18	966380	SP2 MOD TIB DRL NP13MM SZ1.5-3	1	10603295248224	 (01)10603295248224
19	962800	PFCSIGMA STAB+INS TRL10MM S1.5	1	10603295244486	 (01)10603295244486
20	966370	PF*2 MOD TB CEM PUN SZ 1.5-3	1	10603295248156	 (01)10603295248156
21	981185	OFFSET TIB NCEM PNCH GDE S1.5-3	1	10603295252061	 (01)10603295252061
22	961413	PFCSIG INS TRL STABL15MMSZ1.5	1	10603295237945	 (01)10603295237945
23	961017	PFC SIGMA C/R FEM RT SZ1.5 TRL	1	10603295234685	 (01)10603295234685
24	961800	PFCSIGMA DISTFEMAUG TRL4MMS1.5	2	10603295240150	 (01)10603295240150
25	961414	PFCSIG INS TRL STAB17.5MMSZ1.5	1	10603295237976	 (01)10603295237976

Set Code:	SIG601B
Set Barcode:	
Description:	C/S FEM/TIB/AUG/WDG SZ1.5 TRLS
Case Report ID:	

 Primary Tray

	Product #	Product Desc.	QTY	UDI-DI	UDI Barcode
26	962801	PFCSIGMA STAB+INSTRL12.5MMS1.5	1	10603295244509	 (01)10603295244509
27	961806	PFCSIGMA POSTFEMAUG TRL4MMS1.5	2	10603295240174	 (01)10603295240174
28	861375	PFCMOD+TIBWDGTRL10DEGFULLSZ1.5	1	10603295216247	 (01)10603295216247
29	981190	OFFSET TIB TRAY TRIAL SZ1.5	1	10603295252108	 (01)10603295252108
30	981180	OFSET TIB TALL DRL BUSH S1.5-3	1	10603295252047	 (01)10603295252047
31	980051	OFST TIB TRL W/STEM RM/LL S1.5	1	10603295251576	 (01)10603295251576
32	961047	PFC*SIGMA C/S(PS)BOX TRL,SZ1.5	1	10603295234753	 (01)10603295234753
33	961506	PFC*SIGMA TC3TB IN TR/1.5/25MM	1	10603295239239	 (01)10603295239239
34	966376	SP*2MOD TB DRL BU CE/1.5-3,13M	1	10603295248194	 (01)10603295248194
35	966340	SP*2 TIBIAL TRAY TRIAL SZ 1.5	1	10603295247968	 (01)10603295247968
36	961007	PFC SIGMA C/R FEM LFT SZ1.5TRL	1	10603295234616	 (01)10603295234616
37	962807	PFCSIGMA STAB+INS TRL30MM S1.5	1	10603295244585	 (01)10603295244585
38	966147	SP2 REMOVABLE HANDLES PKG 2EA	1	10603295247029	 (01)10603295247029




Set Code:	SIG601B
Set Barcode:	
Description:	C/S FEM/TIB/AUG/WDG SZ1.5 TRLS
Case Report ID:	

 Primary Tray

	Product #	Product Desc.	QTY	UDI-DI	UDI Barcode
39	962804	PFCSIGMA STAB+INS TRL20MM S1.5	1	10603295244554	 (01)10603295244554
40	961504	PFC*SIGMA TC3TB IN TR/1.5/20MM	1	10603295239215	 (01)10603295239215
41	861376	PFCMOD+TIBWDGTRL15DEGFULLSZ1.5	1	10603295216254	 (01)10603295216254
42	961502	PFC*SIGMA TC3TB IN TR/1.5/15MM	1	10603295239192	 (01)10603295239192
43	961503	PFC*SIGMA TC3TB IN TR/1.5/17.5	1	10603295239208	 (01)10603295239208
44	961802	PFCSIGMA DISTFEMAUG TRL8MMS1.5	2	10603295240167	 (01)10603295240167
45	966365	SP*2 MOD TIB NCEM PUN SZ 1.5-3	1	10603295248125	 (01)10603295248125
46	980067	SP2 OFFSET TIB BUSHING SZ1.5-3	1	10603295251682	 (01)10603295251682
47	962806	PFCSIGMA STAB+INS TRL25MM S1.5	1	10603295244578	 (01)10603295244578
48	852260	J. & J. GENERIC TRAY AND LID	1	10603295207122	 (01)10603295207122
49	961810	PFCSIGMA DISTFEMAUGTRL12MMS1.5	2	10603295240181	 (01)10603295240181
50	961507	PFC*SIGMA TC3TB IN TR/1.5/30MM	1	10603295239246	 (01)10603295239246
51	966400	SP*2 TB TRY TRIAL W/STEM SZ1.5	1	10603295248323	 (01)10603295248323

Set Code:	SIG601B
Set Barcode:	
Description:	C/S FEM/TIB/AUG/WDG SZ1.5 TRLS
Case Report ID:	

 **Primary Tray**

	Product #	Product Desc.	QTY	UDI-DI	UDI Barcode
52	981187	OFFSET TIB CEM PNCH GDE S1.5-3	1	10603295252085	 (01)10603295252085
53	966382	SP2MOD TIB DRL POR 13MMSZ1.5-3	1	10603295248248	 (01)10603295248248
54	861371	PFCMOD+TIBWDGTRL10DEGHEMISZ1.5	1	10603295216209	 (01)10603295216209