

Set Code:	SIG512A
Set Barcode:	
Description:	CURVED PLUS XLK INS SZ 1.5-6
Case Report ID:	

 Primary Tray

	Product #	Product Desc.	QTY	UDI-DI	UDI Barcode
1	970420	SIGMA XLK CVD+ INS 1.5 8MM	1	10603295250371	 (01)10603295250371
2	970421	SIGMA XLK CVD+ INS 1.5 10MM	1	10603295250388	 (01)10603295250388
3	970422	SIGMA XLK CVD+ INS 1.5 12.5MM	1	10603295250395	 (01)10603295250395
4	970423	SIGMA XLK CVD+ INS 1.5 15MM	1	10603295250401	 (01)10603295250401
5	970424	SIGMA XLK CVD+ INS 1.5 17.5MM	1	10603295250418	 (01)10603295250418
6	970430	SIGMA XLK CVD PLUS INS 2 8MM	1	10603295250425	 (01)10603295250425
7	970431	SIGMA XLK CVD PLUS INS 2 10MM	1	10603295250432	 (01)10603295250432
8	970432	SIGMA XLKCVD PLUS INS 2 12.5MM	1	10603295250449	 (01)10603295250449
9	970433	SIGMA XLK CVD PLUS INS 2 15MM	1	10603295250456	 (01)10603295250456
10	970434	SIGMA XLKCVD PLUS INS 2 17.5MM	1	10603295250463	 (01)10603295250463
11	970435	SIGMA XLKCVD PLUS INS 2 20MM	1	10603295250470	 (01)10603295250470
12	970440	SIGMA XLKCVD PLUS INS 2.5 8MM	1	10603295250487	 (01)10603295250487

Set Code:	SIG512A
Set Barcode:	
Description:	CURVED PLUS XLK INS SZ 1.5-6
Case Report ID:	

 Primary Tray

	Product #	Product Desc.	QTY	UDI-DI	UDI Barcode
13	970441	SIGMA XLKCVD PLUS INS 2.5 10MM	1	10603295250494	 (01)10603295250494
14	970442	SIGMA XLKCVDPLUS INS2.5 12.5MM	1	10603295250500	 (01)10603295250500
15	970443	SIGMA XLKCVD PLUS INS 2.5 15MM	1	10603295250517	 (01)10603295250517
16	970444	SIGMA XLKCVDPLUS INS2.5 17.5MM	1	10603295250524	 (01)10603295250524
17	970445	SIGMA XLKCVD PLUS INS 2.5 20MM	1	10603295250531	 (01)10603295250531
18	970450	SIGMA XLK CVD PLUS INS 3 8MM	1	10603295250548	 (01)10603295250548
19	970451	SIGMA XLK CVD PLUS INS 3 10MM	1	10603295250555	 (01)10603295250555
20	970452	SIGMA XLKCVD PLUS INS 3 12.5MM	1	10603295250562	 (01)10603295250562
21	970453	SIGMA XLK CVD PLUS INS 3 15MM	1	10603295250579	 (01)10603295250579
22	970454	SIGMA XLKCVD PLUS INS 3 17.5MM	1	10603295250586	 (01)10603295250586
23	970455	SIGMA XLKCVD PLUS INS 3 20MM	1	10603295250593	 (01)10603295250593
24	970460	SIGMA XLK CVD PLUS INS 4 8MM	1	10603295250609	 (01)10603295250609
25	970461	SIGMA XLK CVD PLUS INS 4 10MM	1	10603295250616	 (01)10603295250616




Set Code:	SIG512A
Set Barcode:	
Description:	CURVED PLUS XLK INS SZ 1.5-6
Case Report ID:	

 Primary Tray

	Product #	Product Desc.	QTY	UDI-DI	UDI Barcode
26	970462	SIGMA XLKCVD PLUS INS 4 12.5MM	1	10603295250623	 (01)10603295250623
27	970463	SIGMA XLK CVD PLUS INS 4 15MM	1	10603295250630	 (01)10603295250630
28	970464	SIGMA XLKCVD PLUS INS 4 17.5MM	1	10603295250647	 (01)10603295250647
29	970465	SIGMA XLKCVD PLUS INS 4 20MM	1	10603295250654	 (01)10603295250654
30	970470	SIGMA XLK CVD PLUS INS 5 8MM	1	10603295250661	 (01)10603295250661
31	970471	SIGMA XLK CVD PLUS INS 5 10MM	1	10603295250678	 (01)10603295250678
32	970472	SIGMA XLKCVD PLUS INS 5 12.5MM	1	10603295250685	 (01)10603295250685
33	970473	SIGMA XLK CVD PLUS INS 5 15MM	1	10603295250692	 (01)10603295250692
34	970474	SIGMA XLKCVD PLUS INS 5 17.5MM	1	10603295250708	 (01)10603295250708
35	970475	SIGMA XLKCVD PLUS INS 5 20MM	1	10603295250715	 (01)10603295250715
36	970480	SIGMA XLK CVD PLUS INS 6 8MM	1	10603295250722	 (01)10603295250722
37	970481	SIGMA XLK CVD PLUS INS 6 10MM	1	10603295250739	 (01)10603295250739
38	970482	SIGMA XLKCVD PLUS INS 6 12.5MM	1	10603295250746	 (01)10603295250746

Set Code:	SIG512A
Set Barcode:	
Description:	CURVED PLUS XLK INS SZ 1.5-6
Case Report ID:	

 **Primary Tray**

	Product #	Product Desc.	QTY	UDI-DI	UDI Barcode
39	970483	SIGMA XLK CVD PLUS INS 6 15MM	1	10603295250753	 (01)10603295250753
40	970484	SIGMA XLKCVD PLUS INS 6 17.5MM	1	10603295250760	 (01)10603295250760
41	970485	SIGMA XLKCVD PLUS INS 6 20MM	1	10603295250777	 (01)10603295250777