






Set Code:	309A
Set Barcode:	
Description:	LCS COMP 20/22.5/25M TIB INSER
Case Report ID:	

 Primary Tray

	Product #	Product Desc.	QTY	UDI-DI	UDI Barcode
1	129405125	LCS COMP RP INSERT SM 25MM	1	10603295021865	 (01)10603295021865
2	129405322	LCS COMP RP INSERT MED 22.5MM	1	10603295021995	 (01)10603295021995
3	129405325	LCS COMP RP INSERT MED 25MM	1	10603295022008	 (01)10603295022008
4	129405520	LCS COMP RP INSERT STD+ 20MM	1	10603295022121	 (01)10603295022121
5	129405525	LCS COMP RP INSERT STD+ 25MM	1	10603295022145	 (01)10603295022145