

Set Code:	SP2635B
Set Barcode:	
Description:	SP2 PATELLAR PLANER INST & TRLS
Case Report ID:	

Surgery Date and Time:	
Surgeon:	
Operating Room:	
Case ID:	






**Primary Tray**

	Product #	Product Desc.	QTY	UDI-DI	LOT Numbers	UDI Barcode
1	976750	SP2 PAT PLANER BODY MED	1	10603295251484		 (01)10603295251484
2	966670	SP2 SIGMA INSET PATELLAR CLAMP	1	10603295249511		 (01)10603295249511
3	961101	PFCSIG OV/DOMPAT 3PEG TRL35MM	1	10603295234876		 (01)10603295234876
4	961100	PFCSIG OV/DOMPAT 3PEG TRL32MM	1	10603295234845		 (01)10603295234845
5	961102	PFCSIG OV/DOMPAT 3PEG TRL38MM	1	10603295234890		 (01)10603295234890
6	961103	PFCSIG OV/DOMPAT 3PEG TRL41MM	1	10603295234913		 (01)10603295234913
7	966707	SP2 MOD PAT DRL GD OV 3PG 38MM	1	10603295249696		 (01)10603295249696
8	976760	SP2 PAT PLANER INSTRUMENT TRAY	1	10603295251545		 (01)10603295251545
9	976740	SP2 PAT PLANER DEPTH STOP	1	10603295251439		 (01)10603295251439
10	966683	SIGMA INSET PATELLA CLAMP HEAD	1	10603295249610		 (01)10603295249610
11	976749	SP2 PAT PLANER BODY SM	1	10603295251477		 (01)10603295251477
12	966708	SP2 MOD PAT DRL GD OV 3PG 41MM	1	10603295249702		 (01)10603295249702
13	868800	PFC* OVAL PAT DRILL-SINGLE END	1	10603295218050		 (01)10603295218050

Set Code:	SP2635B
Set Barcode:	
Description:	SP2 PATELLAR PLANER INST & TRLS
Case Report ID:	

Surgery Date and Time:	
Surgeon:	
Operating Room:	
Case ID:	

 Primary Tray

	Product #	Product Desc.	QTY	UDI-DI	LOT Numbers	UDI Barcode
14	976751	SP2 PAT PLANER BODY LG	1	10603295251491		 (01)10603295251491
15	869188	PFC SPEC1 PATELLAR CALIPER	1	10603295218180		 (01)10603295218180
16	966705	SP2 MOD PAT DRL GD OV 3PG 32MM	1	10603295249672		 (01)10603295249672
17	966706	SP2 MOD PAT DRL GD OV 3PG 35MM	1	10603295249689		 (01)10603295249689
18	976755	SP2 PAT PLANER DEPTH GAUGE	1	10603295251538		 (01)10603295251538