






Set Code:	SIG980A
Set Barcode:	
Description:	C/R NP FM/TIB INSERTS 1.5 IMPT
Case Report ID:	

Surgery Date and Time:	
Surgeon:	
Operating Room:	
Case ID:	















Primary Tray

	Product #	Product Desc.	QTY	UDI-DI	LOT Numbers	UDI Barcode
1	158100108	SIGMA PLI XLK INS 1.5 8MM	1	10603295062189		 (01)10603295062189
2	158110112	SIGMA CRVD XLK INS 1.5 12.5MM	1	10603295063049		 (01)10603295063049
3	158110120	SIGMA CRVD XLK INS 1.5 20MM	1	10603295063070		 (01)10603295063070
4	158110110	SIGMA CRVD XLK INS 1.5 10MM	1	10603295063032		 (01)10603295063032
5	960027	PFC*SIGMA C/R POR FE LF SZ1.5	1	10603295232131		 (01)10603295232131
6	158100020	SIGMA PLI GVF INS 1.5 20MM	1	10603295062172		 (01)10603295062172
7	158110008	SIGMA CRVD GVF INS 1.5 8MM	1	10603295062967		 (01)10603295062967
8	158100017	SIGMA PLI GVF INS 1.5 17.5MM	1	10603295062165		 (01)10603295062165
9	960037	PFC*SIGMA C/R POR FE RT SZ 1.5	1	10603295232209		 (01)10603295232209
10	158110020	SIGMA CRVD GVF INS 1.5 20MM	1	10603295063018		 (01)10603295063018
11	960017	PFC*SIGMA C/R NPOR FE RT SZ1.5	1	10603295232063		 (01)10603295232063
12	158110015	SIGMA CRVD GVF INS 1.5 15MM	1	10603295062998		 (01)10603295062998
13	158100112	SIGMA PLI XLK INS 1.5 12.5MM	1	10603295062202		 (01)10603295062202

Set Code:	SIG980A
Set Barcode:	
Description:	C/R NP FM/TIB INSERTS 1.5 IMPT
Case Report ID:	

Surgery Date and Time:	
Surgeon:	
Operating Room:	
Case ID:	


Primary Tray

	Product #	Product Desc.	QTY	UDI-DI	LOT Numbers	UDI Barcode
14	158110010	SIGMA CRVD GVF INS 1.5 10MM	1	10603295062974		 (01)10603295062974
15	158100110	SIGMA PLI XLK INS 1.5 10MM	1	10603295062196		 (01)10603295062196
16	158100012	SIGMA PLI GVF INS 1.5 12.5MM	1	10603295062141		 (01)10603295062141
17	158100117	SIGMA PLI XLK INS 1.5 17.5MM	1	10603295062226		 (01)10603295062226
18	158100010	SIGMA PLI GVF INS 1.5 10MM	1	10603295062134		 (01)10603295062134
19	158110012	SIGMA CRVD GVF INS 1.5 12.5MM	1	10603295062981		 (01)10603295062981
20	158100008	SIGMA PLI GVF INS 1.5 8MM	1	10603295062127		 (01)10603295062127
21	158100120	SIGMA PLI XLK INS 1.5 20MM	1	10603295062233		 (01)10603295062233
22	158100115	SIGMA PLI XLK INS 1.5 15MM	1	10603295062219		 (01)10603295062219
23	158110117	SIGMA CRVD XLK INS 1.5 17.5MM	1	10603295063063		 (01)10603295063063
24	960007	PFC*SIGMA C/R NPOR FEM LTSZ1.5	1	10603295231998		 (01)10603295231998
25	158110108	SIGMA CRVD XLK INS 1.5 8MM	1	10603295063025		 (01)10603295063025
26	158110017	SIGMA CRVD GVF INS 1.5 17.5MM	1	10603295063001		 (01)10603295063001
27	158110115	SIGMA CRVD XLK INS 1.5 15MM	1	10603295063056		 (01)10603295063056

Set Code:	SIG980A
Set Barcode:	
Description:	C/R NP FM/TIB INSERTS 1.5 IMPT
Case Report ID:	

Surgery Date and Time:	
Surgeon:	
Operating Room:	
Case ID:	

Primary Tray

	Product #	Product Desc.	QTY	UDI-DI	LOT Numbers		UDI Barcode
28	158100015	SIGMA PLI GVF INS 1.5 15MM	1	10603295062158			 (01)10603295062158