






| | |
|-----------------|--------------------------------|
| Set Code: | 309A |
| Set Barcode: | |
| Description: | LCS COMP 20/22.5/25M TIB INSER |
| Case Report ID: | |

| | |
|------------------------|--|
| Surgery Date and Time: | |
| Surgeon: | |
| Operating Room: | |
| Case ID: | |

 **Primary Tray**

| | Product # | Product Desc. | QTY | UDI-DI | LOT Numbers | UDI Barcode |
|---|-----------|----------------------------------|-----|----------------|-------------|---|
| 1 | 129405125 | LCS COMP RP INSERT SM 25MM | 1 | 10603295021865 | |  (01)10603295021865 |
| 2 | 129405322 | LCS COMP RP INSERT MED 22.5MM | 1 | 10603295021995 | |  (01)10603295021995 |
| 3 | 129405325 | LCS COMP RP INSERT MED 25MM | 1 | 10603295022008 | |  (01)10603295022008 |
| 4 | 129405520 | LCS COMP RP INSERT STD+ 20MM | 1 | 10603295022121 | |  (01)10603295022121 |
| 5 | 129405525 | LCS COMP RP INSERT STD+ 25MM | 1 | 10603295022145 | |  (01)10603295022145 |